

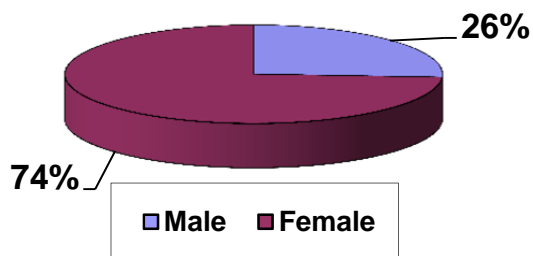
Manhattan Housing Authority 2010 Public Housing Program Activity & Demographics

The statistics on the following pages represent a snapshot of the Housing Authority's program participants on 12/31/2010.

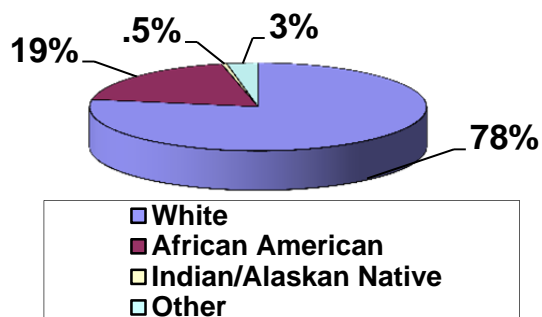
Public Housing units are owned and operated by the Housing Authority utilizing Operating Subsidy and Capital Fund grants from the Department of Housing and Urban Development (HUD), as well as rental revenue, to maintain the units and to pay administrative costs. Applicants must meet income guidelines and other criteria to be admitted to a Public Housing unit. Residents choose between income-based rent (approximately 30% of the monthly adjusted household income) or a Flat Rent, which is set by the Housing Authority. The wait time for Public Housing is generally 3 – 6 months.

PUBLIC HOUSING – 2010		MONTHLY AVG (ROUNDED)
ACTIVITY	TOTAL FOR YEAR	
Vacancy Rate (%)	N/A	8.1
Offer Letters Sent	237	20
Lease Ups (excluding transfers)	57	5
Lease Terminations	13	1
Notice of Lease/Prog. Violations	72	6
Move In Inspections	65	5
Move Out Inspections	50	4
Applicants on 1 BR Waiting List	N/A	32
Applicants on 2 BR Waiting List	N/A	25
Applicants on 3 BR Waiting List	N/A	14
Applicants on 4 BR Waiting List	N/A	4

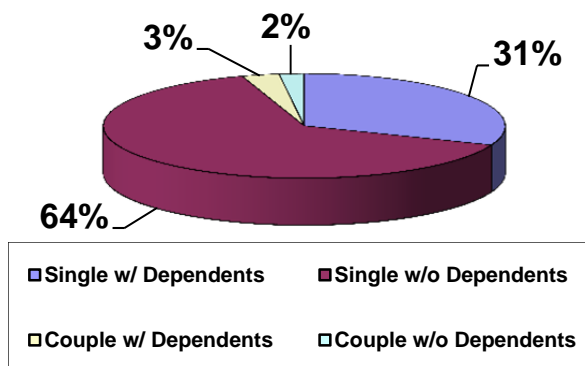
Head of Household



Racial Composition



Household Composition



Elderly & Disabled Comparison

